

Features of the Slide Pack

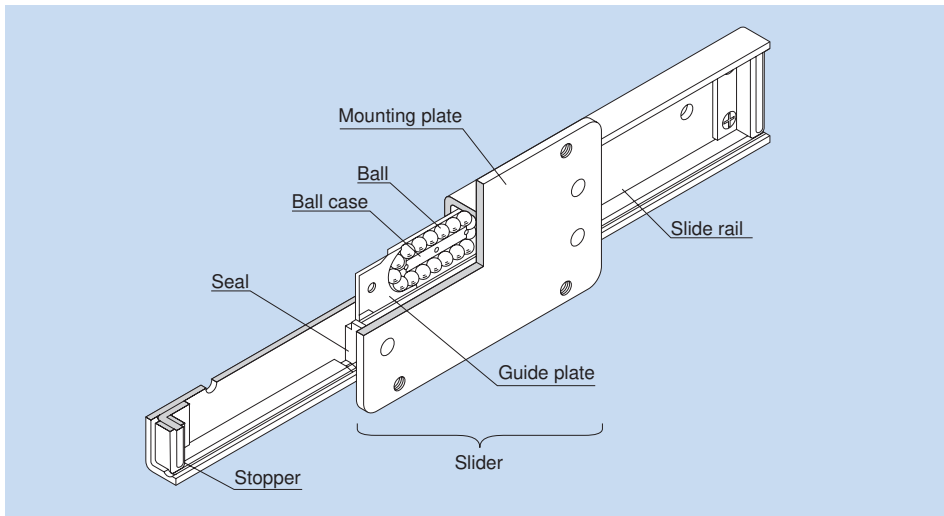


Fig.1 Structure of Slide Pack Model FBW-RUU

Structure and Features

Slide Pack model FBW is an LM system in which a precision press molded slider that contains balls performs infinite straight motion. Used in combination with a slide rail, the Slide Pack achieves lightweight and compact design and smooth straight motion at a low price.

The ball case and the slide rail are nitrided to ensure high wear resistance. (The slide rail of model FBW 2560R is made of stainless steel.)

The Slide Pack is optimal for slide units of photocopiers, tool cabinets, electronic equipment cabinets, moving seats, automatic vending machines, machine tool slide covers, cash registers, heavy doors and curtain walls.

[Low Cost, Interchangeable]

Since it is press molded with precision, this LM system achieves stable quality and interchangeability at low cost.

[Infinite Stroke Length]

Unlike the conventional finite stroke type, the slider is capable of performing infinite motion. When connected with a slide rail, it can be used in long-stroke applications.

[Easy Installation and Handling]

Because of the structure that prevents balls from falling off even if the slider is removed from the slide rail, this model is easy to handle and can be used in a complex construction where it is impossible to install an LM system unless it is disassembled.

[A Type Equipped with a Contamination Protection Seal Also Standardized]

A type equipped with a contamination protection seal is standardized for locations where cutting chips or dust may enter the system.

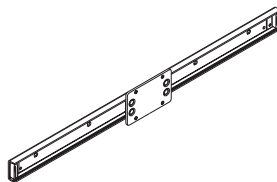
Types of the Slide Pack

Type

Model FBW 2560R

Specification Table⇒B-536

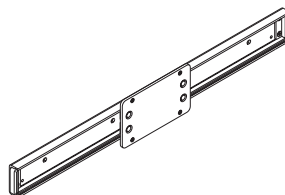
This model is a compact type.



Model FBW 3590R

Specification Table⇒B-536

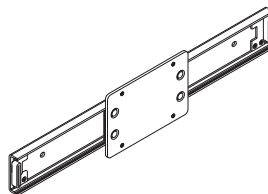
This model is a standard type.



Model FBW 50110R

Specification Table⇒B-537

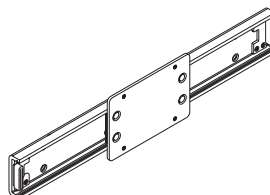
This model is a heavy load type.



Model FBW 50110H

Specification Table⇒B-537

This model is a high rigidity type.



Clearance

Model FBW is manufactured to the following accuracies.

Vertical clearance: 0.03 mm or less

Horizontal clearance: 0.1 mm or less

These specifications are values when the slide rail is attached to a rigid base.

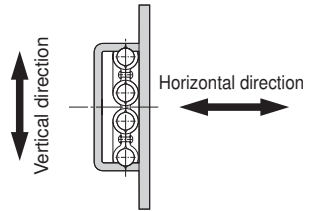



Fig.2

Options

Slide Pack (Options)

Contamination Protection

For Slide Pack model FBW-R (H), a special synthetic rubber seal with high contamination protection characteristics, capable of preventing foreign material from entering the slider and the lubricant from leaking, is available. The seal increases the contamination protection effect by contacting both the slide rail raceway where balls roll and the slide rail itself.



Metal Dustproof Cover

For Slide Pack model FBW, steel covers that cover the whole slide rail to prevent foreign material from entering the slide are available.

For detailed dimensions, see B-538.

Jointed Slide Rails

If the required specifications exceed the standard stroke, two or more slide rails can be connected. When placing an order, indicate the overall length.

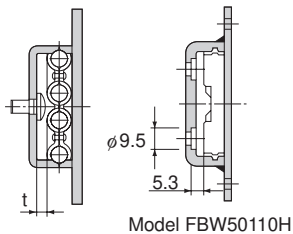


Installation

[Mounting Screws of the Slide Rail]

Since the space for securing the mounting screws of the slide rail is small as shown in Fig.1, we recommend using button-head bolt or binding-head bolt (JIS B 1111 annex).

(Note) The slide rail of model FBW 50110H is countersunk. We recommend mounting the slide rail using hexagonal-socket-head type bolts (M5).



Model FBW50110H

Fig.1

Unit: mm

Model No.	t
FBW 2560R	3.2
FBW 3590R	3.4
FBW 50110R	3.4
FBW 50110H	—

[Attaching the Stopper]

If the slider may overshoot and come off of the slide rail, attach the dedicated stopper to the slide rail end as shown in Fig.2.



Fig.2

[Installing the Slider]

With model FBW-R (H), balls will not fall off even if the slider is removed from the slide rail. However, they could fall if the slider is twisted when reattaching it to the slide rail. Whenever possible, do not remove the slider from the slide rail when installing the Slide Pack.

[Groove Dimensions]

Fig.3 shows the dimensions of grooves for applications where model FBW-R (H) is installed in a groove.

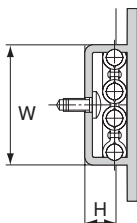


Fig.3

Unit: mm

Model No.	W	H
FBW 2560R	24.8 +0.15 +0.1	7.4
FBW 3590R	37 +0.15 +0.1	10
FBW 50110R	50 +0.15 +0.1	10
FBW 50110H	54.4 +0.15 +0.1	13

Lubrication

Apply high-quality lithium soap group grease to the raceway of the slide rail before using the product.

Precautions on Use

Slide Pack

[Handling]

- (1) Disassembling components may cause dust to enter the system or degrade mounting accuracy of parts. Do not disassemble the product.
- (2) Tilting the slider or slide rail may cause them to fall by their own weight.
- (3) Dropping or hitting the Slide Pack may damage it. Giving an impact to the Slide Pack could also cause damage to its function even if the product looks intact.

[Lubrication]

- (1) Apply high-quality lithium soap group grease to the raceway of the slide rail before using the product.
- (2) Do not mix lubricants of different physical properties.

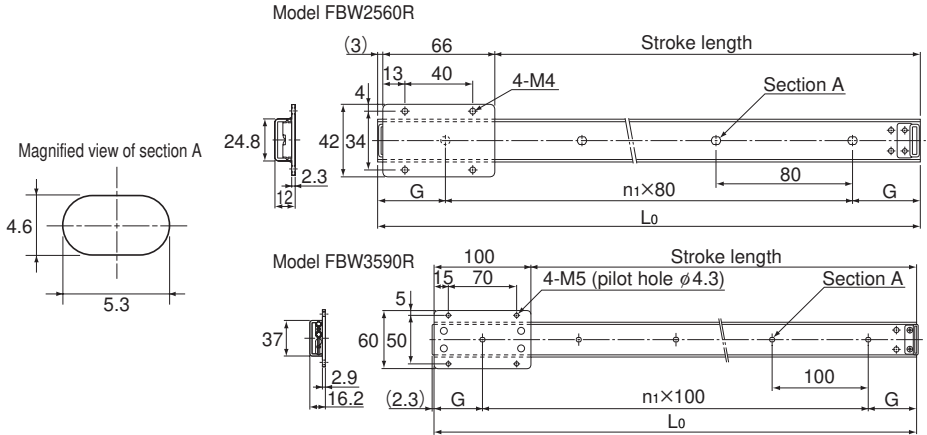
[Precautions on Use]

- (1) The static permissible load of the Slide Pack varies according to the direction.
- (2) Entrance of foreign material may cause damage to the ball circulating component or functional loss. Prevent foreign material, such as dust or cutting chips, from entering the system.
- (3) If foreign material such as dust or cutting chips adheres to the product, replenish the lubricant after cleaning the product with pure white kerosene.
- (4) Avoid using the product at other than normal temperature, or using it in harsh conditions such as intensive reciprocations that generate frictional heat and environments with water or dust.
- (5) When using the Slide Pack with inverted mount, breakage of the slider due to an accident or the like may cause balls to fall and the slider to come off from the slide rail and fall. In these cases, take preventive measures such as adding a safety mechanism for preventing such falls.
- (6) When you remove the slider from the slide rail and then reassemble them, inserting the slide rail into the slider while twisting them may cause balls to fall or damage the slider. Be sure to gently insert the rail straight into the slider while checking the position of the slider balls and that of the rail raceway.

[Storage]

When storing the Slide Pack, enclose it in a package designated by THK and store it while avoiding high temperature, low temperature and high humidity.

Models FBW 2560R and 3590R



[Model FBW 2560R (Made of Stainless Steel)]

Unit: mm

Slide rail length L_0	Main dimensions		Stroke length		Slide rail mass g (70)
	n_1	G	Without seal	With seal	
160	1	40	88	83	70
240	2	40	168	163	110
320	3	40	248	243	140
400	4	40	328	323	180
480	5	40	408	403	210
560	6	40	488	483	250
640	7	40	568	563	290
720	8	40	648	643	320
800	9	40	728	723	360
880	10	40	808	803	390
960	11	40	888	883	430
1040	12	40	968	963	460
1200	14	40	1128	1123	540

Note) THK also manufactures a long-size type at your request.

The values in the parentheses each indicate a slider mass.

[Model FBW 3590R]

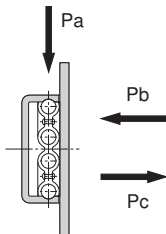
Unit: mm

Slide rail length L_0	Main dimensions		Stroke length		Slide rail mass g (250)
	n_1	G	Without seal	With seal	
300	2	50	200	195	260
350	3	25	250	245	300
400	3	50	300	295	350
450	4	25	350	345	390
500	4	50	400	395	430
550	5	25	450	445	480
600	5	50	500	495	520
650	6	25	550	545	560
700	6	50	600	595	600
750	7	25	650	645	650
800	7	50	700	695	690
900	8	50	800	795	780
1000	9	50	900	895	860
1200	11	50	1100	1095	1000
1500	14	50	1400	1395	1300
1800	17	50	1700	1695	1600

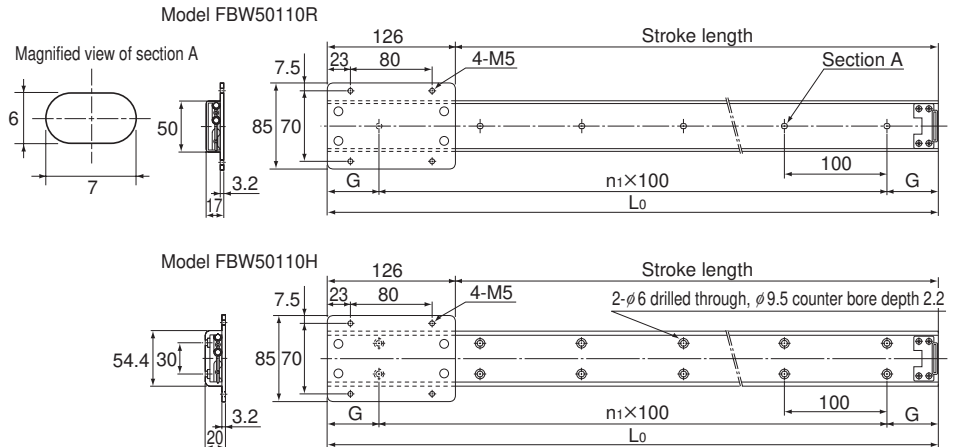
Table1 Static Permissible Load

Unit: N

Model No.	Static permissible load		
	P_a	P_b	P_c
FBW 2560R	590	150	70
FBW 3590R	880	200	100
FBW 50110R	1960	500	390
FBW 50110H			



Models FBW 50110R and 50110H



[Models FBW 50110R and 50110H]

Unit: mm

Slide rail length L_0	Main dimensions		Stroke length		Slide rail mass g	
	n_1	G	Without seal	With seal	FBW50110R (420)	FBW50110H (420)
300	2	50	170	164	360	740
350	3	25	220	214	420	870
400	3	50	270	264	480	990
450	4	25	320	314	540	1100
500	4	50	370	364	600	1200
600	5	50	470	464	720	1400
700	6	50	570	564	840	1700
800	7	50	670	664	960	2000
900	8	50	770	764	1100	2200
1000	9	50	870	864	1200	2500
1200	11	50	1070	1064	1400	3000
1500	14	50	1370	1364	1800	3700
1800	17	50	1670	1664	2200	4400

Note) THK also manufactures a long-size type at your request.
The values in the parentheses each indicate a slider mass.

Model number coding

2 FBW50110R UU +800L - T

Model number

No. of sliders connected on the same rail
(no symbol for a single slider)

Overall slide rail length
(in mm)

With seal
(no symbol for without seal)

Jointed slide rails symbol

Options

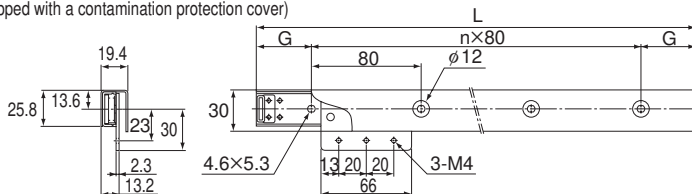
Slide Pack (Options)

Metal Dustproof Cover

For Slide Pack model FBW, steel covers that cover the whole slide rail to prevent foreign material from entering the slide are available.

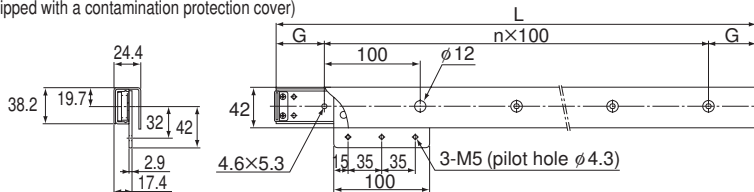
Model FBW2560RG

(Equipped with a contamination protection cover)



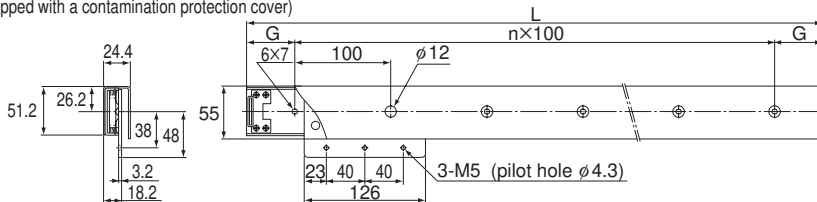
Model FBW3590RG

(Equipped with a contamination protection cover)



Model FBW50110RG

(Equipped with a contamination protection cover)



Note) For models equipped with a contamination protection cover, the rubber seal is not available.

Installation

[Groove Dimensions]

Fig.1 shows the dimensions of grooves for applications where model FBW-R (H) is installed in a groove.

Unit: mm

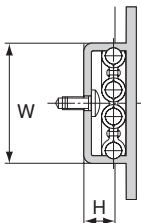


Fig.1

Model No.	W	H
FBW 2560R	24.8 +0.15 +0.1	7.4
FBW 3590R	37 +0.15 +0.1	10
FBW 50110R	50 +0.15 +0.1	10
FBW 50110H	54.4 +0.15 +0.1	13